

Panel feed-through terminal block - HDFK 95/Z - 0717364

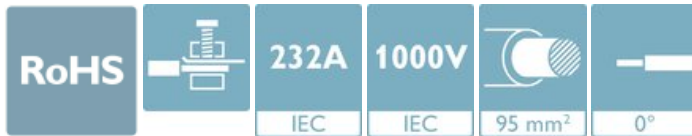
Please be informed that the data shown in this PDF Document is generated from our Online Catalog. Please find the complete data in the user's documentation. Our General Terms of Use for Downloads are valid (<http://phoenixcontact.com/download>)




Panel feed-through terminal block, connection method: Screw connection with tension sleeve, Screw connection with tension sleeve, number of positions: 1, load current: 232 A, cross section: 25 mm² - 95 mm², connection direction of the conductor to plug-in direction: 0 °, width: 25 mm, color: gray

Your advantages

- ✓ Well-known connection principle allows worldwide use
- ✓ Low temperature rise, thanks to maximum contact force
- ✓ Tool-free snap-in principle enables easy mounting on the device panel
- ✓ Automatic panel thickness compensation enables universal use



Key Commercial Data

Packing unit	1 pc
Minimum order quantity	10 pc
GTIN	 4 017918 880392
GTIN	4017918880392
Weight per Piece (excluding packing)	244.000 g
Custom tariff number	85369010
Country of origin	Greece

Technical data

Item properties

Brief article description	Panel feed-through terminal block
Range of articles	HDFK 95
Pitch	25 mm
Number of positions	1

Panel feed-through terminal block - HDFK 95/Z - 0717364

Technical data

Item properties

Number of connections	2
Number of potentials	1

Electrical parameters

Nominal current	232 A
Nom. voltage	1000 V (With metal panels of 1 mm ... 2.5 mm)
Maximum load current	232 A (with 95 mm ² conductor cross section)
Rated voltage (III/3)	1000 V
Rated surge voltage (III/3)	8 kV

Connection capacity, external

Connection method	Screw connection with tension sleeve
Connection direction of the conductor to plug-in direction	0 °
Conductor cross section solid	25 mm ² ... 95 mm ²
Conductor cross section flexible	35 mm ² ... 95 mm ²
Conductor cross section flexible, with ferrule without plastic sleeve	25 mm ² ... 95 mm ²
Conductor cross section, flexible, with ferrule, with plastic sleeve	25 mm ² ... 95 mm ²
2 conductors with same cross section, solid	16 mm ² ... 35 mm ²
2 conductors with same cross section, flexible	16 mm ² ... 35 mm ²
2 conductors with same cross section, flexible, with ferrule without plastic sleeve	16 mm ² ... 35 mm ²
Internal cylindrical gage	B12
Stripping length	27 mm
Torque	15 Nm ... 20 Nm

Connection capacity, internal

Connection method	Screw connection with tension sleeve
Connection direction of the conductor to plug-in direction	0 °
Conductor cross section solid	25 mm ² ... 95 mm ²
Conductor cross section flexible	35 mm ² ... 95 mm ²
Conductor cross section flexible, with ferrule without plastic sleeve	25 mm ² ... 95 mm ²
Conductor cross section, flexible, with ferrule, with plastic sleeve	25 mm ² ... 95 mm ²
2 conductors with same cross section, solid	16 mm ² ... 35 mm ²
2 conductors with same cross section, flexible	16 mm ² ... 35 mm ²
2 conductors with same cross section, flexible, with ferrule without plastic sleeve	16 mm ² ... 35 mm ²
Internal cylindrical gage	B12
Stripping length	27 mm
Torque	15 Nm ... 20 Nm

Panel feed-through terminal block - HDFK 95/Z - 0717364

Technical data

Material data - contact

Note	WEEE/RoHS-compliant, free of whiskers according to IEC 60068-2-82/ JEDEC JESD 201
Contact material	Cu alloy
Surface characteristics	tin-plated

Material data - housing

Housing color	gray (7042)
Insulating material	PA
Insulating material group	I
CTI according to IEC 60112	600
Flammability rating according to UL 94	V0
Glow wire flammability index GWFI according to EN 60695-2-12	850
Glow wire ignition temperature GWIT according to EN 60695-2-13	775
Temperature for the ball pressure test according to EN 60695-10-2	125 °C

Dimensions for the product

Caption	Schematische Abbildung - weitere Details siehe Produktfamilienzeichnung im Download Center
Length [l]	94.5 mm
Width [w]	25 mm
Height [h]	74 mm
Pitch	25 mm

Dimensions for mounting cutout

Plate thickness	1 mm ... 6 mm
-----------------	---------------

Packaging information

Pieces per package	10
Denomination packing units	Pcs.

Ambient conditions

Ambient temperature (storage/transport)	-40 °C ... 70 °C
Ambient temperature (assembly)	-5 °C ... 100 °C
Ambient temperature (operation)	-40 °C ... 100 °C (Depending on the current carrying capacity/derating curve)

Termination and connection method

Test for conductor damage and slackening	IEC 60947-7-1:2009-04
	Test passed

Pull-out test

Pull-out test	IEC 60947-7-1:2009-04
---------------	-----------------------

Panel feed-through terminal block - HDFK 95/Z - 0717364

Technical data

Pull-out test

Conductor cross section / conductor type / tensile force	25 mm ² / stranded / > 135 N
	35 mm ² / flexible / > 190 N
	95 mm ² / stranded / > 351 N
	95 mm ² / flexible / > 351 N

Mechanical tests according to standard

Test specification	IEC 60947-7-1 (in parts)
--------------------	--------------------------

Electrical tests

Rated current	232 A
Conductor cross section	95 mm ²

Air clearances and creepage distances

Clearances and creepage distances	Metal wall 1.0 mm ... 2.5 mm IEC 60947-7-1:2009-04
Application	Metal wall 1.0 mm ... 2.5 mm
Specification	IEC 60947-7-1:2009-04
Minimum clearance - inhomogeneous field (III/3)	8 mm
Minimum creepage distance value (III/3)	12.5 mm

Temperature-rise test

Specification	IEC 60947-7-1:2009-04
Requirement temperature-rise test	Increase in temperature ≤ 45 K

Standards and Regulations

Connection in acc. with standard	CSA
	IEC 60947-7-1
Flammability rating according to UL 94	V0
Safety note	<ul style="list-style-type: none"> • Only electrically qualified personnel may install and operate the product. To recognize and prevent danger, the qualified personnel must be familiar with the basics of electrical engineering. • Observe the technical data provided here and refer to the documents listed under "Downloads". The download area contains important information, such as installation notes, technical drawings, and 3D data. • The cable entry funnel is not safe to touch. Never connect or disconnect the terminal when it is energized. Take appropriate steps to ensure touch protection.

Glow-wire test

Specification	IEC 60695-2-11:2000-10
Temperature	960 °C
Time of exposure	30 s

Environmental Product Compliance

Panel feed-through terminal block - HDFK 95/Z - 0717364

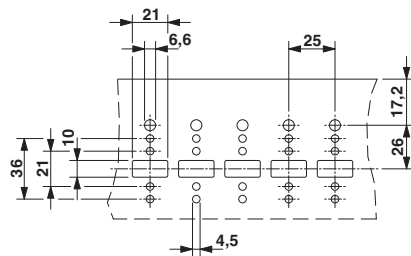
Technical data

Environmental Product Compliance

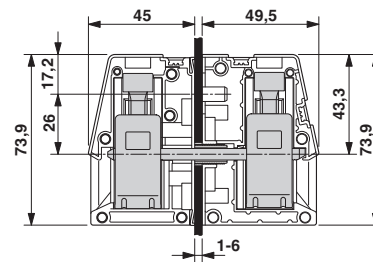
REACH SVHC	Lead 7439-92-1
China RoHS	Environmentally Friendly Use Period = 50 years
	For details about hazardous substances go to tab "Downloads", Category "Manufacturer's declaration"

Drawings

Dimensional drawing



Dimensional drawing



Classifications

eCl@ss

eCl@ss 10.0.1	27141134
eCl@ss 11.0	27141134
eCl@ss 4.0	27141100
eCl@ss 4.1	27141100
eCl@ss 5.0	27141100
eCl@ss 5.1	27141100
eCl@ss 6.0	27141100
eCl@ss 7.0	27141134
eCl@ss 9.0	27141134

ETIM

ETIM 2.0	EC001283
ETIM 3.0	EC001283
ETIM 4.0	EC001283
ETIM 6.0	EC001283
ETIM 7.0	EC001283

UNSPSC

UNSPSC 6.01	30211811
-------------	----------

Panel feed-through terminal block - HDFK 95/Z - 0717364

Classifications

UNSPSC

UNSPSC 7.0901	39121410
UNSPSC 11	39121410
UNSPSC 12.01	39121410
UNSPSC 13.2	39121410
UNSPSC 18.0	39121410
UNSPSC 19.0	39121410
UNSPSC 20.0	39121410
UNSPSC 21.0	39121410

Approvals


Approvals


Approvals

CSA / UL Recognized / EAC

Ex Approvals

Approval details

CSA		http://www.csagroup.org/services-industries/product-listing/	13631
	B	C	
Nominal voltage UN	600 V	600 V	
Nominal current IN	230 A	230 A	
mm ² /AWG/kcmil	2	2	

UL Recognized		http://database.ul.com/cgi-bin/XYV/template/LISEXT/1FRAME/index.htm	E60425-19890329
	B	C	
Nominal voltage UN	600 V	600 V	
Nominal current IN	230 A	230 A	
mm ² /AWG/kcmil	4	4	

Panel feed-through terminal block - HDFK 95/Z - 0717364

Approvals

EAC		B.01687
-----	---	---------

Accessories

Accessories

Labeled terminal marker

Marker for terminal blocks - UC-TM 12 CUS - 0824613



Marker for terminal blocks, can be ordered: by sheet, white, labeled according to customer specifications, mounting type: snap into tall marker groove, for terminal block width: 12 mm, lettering field size: 11.45 x 10.5 mm, Number of individual labels: 40

Zack marker strip - ZB 12,LGS:L1-N,PE - 0812146



Zack marker strip, Strip, white, labeled, printed horizontally: L1, L2, L3, N, PE, mounting type: snap into tall marker groove, for terminal block width: 12.2 mm, lettering field size: 10.5 x 12.15 mm, Number of individual labels: 5

Zack marker strip - ZB 12 CUS - 0824942



Zack marker strip, can be ordered: Strip, white, labeled according to customer specifications, mounting type: snap into tall marker groove, for terminal block width: 12.2 mm, lettering field size: 10.5 x 12.15 mm, Number of individual labels: 5

Mounting material

Insertion profile - UKH 95 EP - 3009231



Insertion profile, color: silver

Panel feed-through terminal block - HDFK 95/Z - 0717364

Accessories

Partition plate

Spacer plate - DP-HDFK 95/15 - 0717102



Spacer plate

Socket spanner

Screwdriver - SF-THEX 6-200 - 1212642



T-handle screwdriver, for Allen screws, hexagonal (with chamfer), size: hex 6 x 200 mm, ergonomically shaped handle, matt chrome-plated

Terminal marking

Marker for terminal blocks - UC-TM 12 - 0819194



Marker for terminal blocks, Sheet, white, unlabeled, can be labeled with: BLUEMARK ID COLOR, BLUEMARK ID, BLUEMARK CLED, PLOTMARK, CMS-P1-PLOTTER, mounting type: snap into tall marker groove, for terminal block width: 12 mm, lettering field size: 11.45 x 10.5 mm, Number of individual labels: 40

Zack marker strip - ZB 12:UNPRINTED - 0812120



Zack marker strip, Strip, white, unlabeled, can be labeled with: PLOTMARK, CMS-P1-PLOTTER, mounting type: snap into tall marker groove, for terminal block width: 12.2 mm, lettering field size: 12 x 10.5 mm, Number of individual labels: 5
